



UNDER THE BIG TOP

174th Stratford Fall Fair ~ September 24-27, 2015

SCHOOL FAIR PRIZE BOOK

Convener: Marlene Ballantyne 271-4873

Books available at www.stratfordfairgrounds.com

CASH PRIZES ~ SPECIAL AWARDS ~ GIFT PRIZES

Many Classes to choose from:

- ❖ Fine Arts, Crafts & Hobbies
- ❖ Environmentally Friendly Projects
- ❖ Stuffies & Collectibles
- ❖ Photography
- ❖ Flowers
- ❖ Grains
- ❖ Cooking
- ❖ Creative Computers
- ❖ And Much More

TABLE OF CONTENTS

Rules and Regulations	Page 3
Cash Prizes	Page 3
Prince Charming & Little Miss Sweetheart	Page 4
Poster to Advertise and Promote Fair	Page 4
School Displays	Page 4
4H Club Displays	Page 4
Reta Huether Award	Page 5
Rotary Christmas, Fine Arts and Hobbies	Page 5
Environment Friendly Projects	Page 7
Stuffies and Collectibles	Page 7
Photography	Page 8
Flowers	Page 9
Grains	Page 10
Livestock	Page 11
Fruits	Page 12
Vegetables	Page 13
Cooking	Page 15
Communications	Page 16
Special Education	Page 20
Farm Safety Youth Competition	Page 21
Safety Colouring Page	Page 22
Entry Form	Page 23

EVERYONE WELCOME

PLEASE READ AND FOLLOW THE BELOW RULES:

1. There is no entry fee required. Students are required to fill out a tag for every entry with the Class Number, their Name and Name of their School. Students must fill out an entry form listing all of the classes they have entered. This form must also have their Name, Name of the School, and Class(es) entered. Please Print Clearly. **THESE TAGS AND FORMS ARE AVAILABLE AT THE STRATFORD FAIRGROUND OFFICE OR ONLINE www.stratfordfairgrounds.com**
2. All entries must be the work, property or product of the Exhibitor from his or her own farm or garden and produced in 2015, or results of your labor from a summer job on a farm
3. Exhibitors to show in their Grade as of June 2, 2015. Students beginning Jr, Kindergarten in September 2015 may also show.
4. One entry allowed per person per class.
5. **ENTRIES MUST BE PLACED BY WEDNESDAY, SEPT 23, 2015 BETWEEN 1:00AND 8:00PM AT THE COMMUNITY HALL (1ST BUILDING AS YOU COME INTO THE ROTARY COMPLEX ON THE RIGHT) ENTRIES MUST REMAIN UNTIL 4:00PM, SUNDAY, SEPTEMBER 27TH 2015. ENTRIES THAT DO NOT GET PICKED UP BY SUNDAY, SEPTEMBER 27TH 2015 BY 4:00PM WILL BE TAKEN TO THE STRATFORD AGRICULTURAL SOCIETY OFFICE, LOCATED ON THE SECOND FLOOR OF THE BURNSIDE AGRIPLEX.**
6. Judges are requested not to award a prize where they consider articles unworthy.
7. All entries are placed at owner's risk.
8. Please read your list carefully. Questions will be gladly answered by class conveners.
9. Open to students and or residents of Downie, Ellice, NEH, SEH and Stratford.
10. Judges decisions will be final

EXTRA REMINDER * PLEASE BE SURE TO FILL OUT YOUR ENTRY FORM COMPLETELY. PRIZE MONEY WILL BE FORWARDED AND DIESTRIBUTED BY THE PARTICIPANT'S SCHOOL**

If you are a **HOME-SCHOOLED PARTICIPANT** we **MUST** have your **FULL NAME, ADDRESS & PHONE NUMBER TO ENABLE US TO NOTIFY PRIZE WINNERS**



STRATFORD FALL FAIR CASH PRIZES

For all classes (unless otherwise stated) are:

1st -	2nd -	3rd -	4th -	5th -
\$3.00	\$2.50	\$2.00	\$1.75	\$1.25

Please fill out an entry form with your full name, address, telephone number & the name of your school, along with your Name/Entry Tag securely attached to **EACH ARTICLE**. If we do not have the above information, we will not be responsible for you

receiving your prize money. Each year, we have about one half dozen children who do not receive their prize money as we have no idea where to send it.

Stratford Fall Fair's

Prince Charming & Little Miss Sweetheart



PRINCE CHARMING – Boy's Ages 7-9

LITTLE MISS SWEETHEART – Girls ages 7-9

Entrants will be interviewed on stage about a special object they bring with them or about a special person in their lives. They will also be required to say a poem or nursery rhyme of their choice. The newly names Prince Charming and Little Miss Sweetheart will participate in Fair Activities as well as participate in the Santa Clause and Canada Day Parades.

Please contact Sheila Marshall at 519-393-6509

Email: marshals@quadro.net

A POSTER TO ADVERTISE AND PROMOTE YOUR FAIR

Prize Money 1st - \$5.00, 2nd \$3.00, 3rd \$2.00 prize money sponsored by the Home Craft Division of the Stratford & District Agricultural Society

THEME: "Under the Big Top"

Stratford's 174th Fall Fair – September 24,25,26,27, 2015

Stratford Rotary Complex

FP1 Jr Kindergarten – Grade 6

FP2 Grade 7 – Grade 12

Poster Size: Minimum (23 x28cm) Maximum (30.5 x 46cm)

Poster must be hand drawn and coloured. Name and date of fair must be clearly shown on poster. Winning poster at your fair will make you eligible to enter at the District Competition. The District winner will compete for prizes at the OAAS Convention in February 2016



School Displays

All entries will receive \$30.00 that is to be used by the participating school's Home and School Committee. This is a non-competitive art and writing display; open theme. Mount the display as a mural (No bigger than 4' x 6'), it can showcase the work of one class, one grade or be a composite of many grades. This display is open to all public, separate and private schools as well as nursery and day care centres. Please call the Fair Office (271-5130) by September 14, 2015 to reserve your school.

Sponsored by HDC Mitchell – Pioneer Dealer

4-H Club Displays

All entries will receive \$15.00. Open to 2014-2015 4-H Clubs. Each exhibit shall include the name of the Club and topic of the exhibit. The official 4-H logo shall be displayed on each exhibit. Space provided shall be approx. 3' x 4'. Exhibits are to be placed between 1:00-8:00 p.m., Wednesday, September 23, 2015 and removed Sunday, September 21, 2014 at 4:00 p.m.

Sponsored by HDC Mitchell – Pioneer Dealer





Reta Huether Award

\$25.00 donated in Memory of Reta Huether by her husband and family to the School Fair Exhibitor receiving the MOST OVER ALL POINTS. The exhibitor's name will appear on a plaque that will be displayed at the Stratford Fairgrounds.

ROTARY, CHRISTMAS, FINE ARTS and HOBBIES

Convenor: Lori Heuser 519-273-5689

IMPORTANT NOTE: PICTURES DRAWN, COLOURED, PASTED, OR SKETCHED SHOULD BE ON SHEETS APPROX. 21.5CM X 28CM

Prize Money: for this section has been largely made possible through the generosity of the Stratford Rotary Club, the Stratford, Ellice and Downie Optimist Clubs and the Shakespeare Opti-Mrs.Club

Jr. Kindergarten – Sr. Kindergarten

- R1 – Make a clown out of recycled material and decorate
- R2 – Make a silhouette of your head and fill space with magazine strip with clown faces
- R3 - Using a pine cone & material create a miniature clown
- R4 – Decorate & paint a paper plate clown face
- R5 – Create a crazy and wild hat for a clown

Grades 1-2

- R6 – Create a Christmas card for a friend
- R7 – Decorate a CD case with puff paint – clown theme
- R8 – A Rock Decorated like a clown
- R9 – Make a Jewelry set (earrings & necklace) for Christmas
- R10 – Create a Christmas angel for your tree

Grade 3-4

- R11 – Using bread clips, create a Christmas ornament
- R12 – Create a fall Table Runner
- R 13 – Using nature items, decorate your traced hand
- R14 – Using a light switch cover decorate in Christmas theme
- R15 – Using 3 candles, create a table center piece

Grade 5-6



- R16 – Collection of nature seeds and mount nicely
- R17 – Create and decorate a tie for a clown
- R18 – Create a headband for Christmas using recycled materials
- R19 – Create a Clown Flag
- R20 – Charcoal sketch of a clown face

Grade 7-8

- R21 – Charcoal sketch of yourself
- R22 – Collage of clowns
- R23 – Menu for a “Clown Party”
- R24 – Design a front page for a School Newspaper
- R25 – Charcoal sketch of your favorite Christmas Memory

Gallery Special - \$50.00

Gift certificate to the individual in the listed group with most points in:
 Jr. Kindergarten – Grade 2, Grade 3-5, Grade 6-8

HAMPSTEAD WOMEN’S INSTITUTE SPECIAL

Create a clown bank from any material

SR –Prize Money 1st \$10.00 **donated by Joan Brickman**

2nd \$5.00

3rd \$3.00

4th \$2.00 **donated by Hampstead Women’s Institute**





ENVIRONMENT FRIENDLY PROJECTS

Convener, Bessie Wilhelm – 519-272-1365

Prize money for this section has been largely made possible through the generosity of the **STRATFORD ROTARY CLUB, The STRATFORD, ELLICE and DOWNIE OPTIMIST CLUBS and the SHAKESPEARE OPT-MRS. CLUB**

Jr. Kindergarten – Sr. Kindergarten

K1 – Print your favorite name for a clown

K2 – Using cereal, buttons etc., make a necklace

K3 – Using a paper or foil plate, draw and colour a clown face

Grade 1-3

K4 – Using a paper plate draw & colour a clown's face

K5 – Draw and colour a clown's boot, decorate with used materials

K6 – Create a clown puppet using recycled materials

Grade 4-6

K7 – Make a necklace using bottle caps and plastic tops

K8 – Make a flower, with stem and leaves using recycled materials

K9 – Draw & colour a clown, decorate with tissue paper

Grade 7-8

K10 - Make a clown hat using recycled material 30cm tall

K11 – Make a clown collar

K12 – Create a clown picture using dried seeds, buttons, etc.



Stuffies and Collectibles

Convener, Marlene Ballantyne - 271-4873

ST1 Clown Stuffie

ST2 Collection of 3 different size picture frames up to 5 x7 free standing

ST3 Collection of 3 different napkins reflecting holidays e.g. Easter, Christmas, Canada Day suitably mounted.

ST4 Collection of 4 different envelope openers in a suitable box.

ST5 Collection of 5 different book markers suitably mounted



\$10.00 Video Plus Books & CDs Certificate awarded to the Boy with most points in section ST1- ST5.

\$10.00 Video Plus Books & CDs Certificate awarded to the Girl with most points in section ST1- ST5



PHOTOGRAPHY

Convener, Shelley Preiss – 519-275-2395

Pictures not meeting the stated requirements may be disqualified. Following the mounting instructions is an important part of the entry. All photographs **MUST** be taken by the entrant.


All photographs entered **MUST** be mounted on black construction paper **no more than one inch larger than the print** (i.e. A 5x7 inch print may have a border of up to 6x8inches) No Mat board please. Photos can be colour or black and white. Judges will look for a photograph that has sharp focus, pleasing composition and interesting content rather than a simple snapshot.

Jk. Kindergarten & Sr. Kindergarten
PH1 – One 4x6 photo of a clown
PH2 – One 4 x6 photo of a city street

Grades 1-3
PH3 – One 4x6 photo of your favorite clown
PH4 – One 4x6 photo of a city landscape

Grades 4-6
PH5 – One 4x6 photo of your best friend with a clown
PH6 – One 4x6 photo of a city landscape

Grades 7-8
PH7- One 4x6 photo of a parade clown
PH8 – One 4x6 photo of a country landscape



BLOWES TRAVEL SPECIAL

SUBJECT: One 4 x6 photo mounted on one piece of black construction paper, showing Something "FUNNY" you've seen while on a holiday or excursion. WINNERS in each category of the BLOWES TRAVEL section will win \$10.00

SPH9 – Jr Kindergarten –Sr Kindergarten

SPH10 – Grades 1-3

SPH11 – Grades 4-6

SPH12 – Grades 7-8



Flowers

Convenor, Janice Ward 519-273-2367

Prizes in this section will be 1st - \$8.00; 2nd - \$4.00; 3rd - \$3.00
The Stratford Horticultural Society has sponsored classes FL1 – FL12.

FL1 Soup's on – An arrangement of flowers in a soup can.

FL2 Simply green – An arrangement of greenery in a suitable container.

FL3 Geranium – One most perfect bloom with own foliage in a vase.

FL4 Sedum – one stem 13" or over

FL5 Sedum – one stem under 13"

FL6 Rose – one in a bud vase

FL7 Any flower "floated" in a suitable container


FL8 Marigolds – five blooms

FL9 Largest, most perfect Hosta leaf

FL10 An arrangement of wild flowers


FL11 Miniature – tiny flower(s) in a tiny container (not over 4")

FL12 A nosegay of flowers, picked for Mom and tied with a ribbon



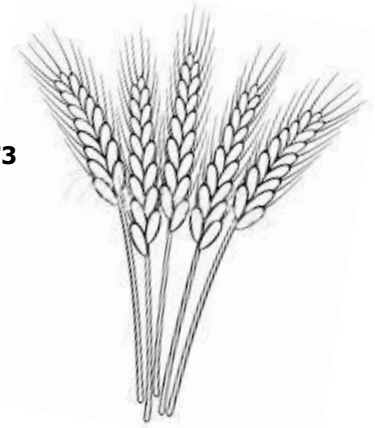
Stratford Horticultural Society \$8.00 - \$4.00 - \$3.00

FLS1 Autumn splendor – an arrangement of flowers using fall colours



Grains

Convenor, Marlene Ballantyne – 271-4873



- G1 1 small 8 oz ziploc bag of Winter Wheat
- G2 1 small 8 oz ziploc bag of Barley
- G3 1 small 8 oz ziploc bag of Oats
- G4 1 small 8 oz ziploc bag of Soya Beans
- G5 1 small 8 oz ziploc bag of White Beans
- G6 1 small 8 oz ziploc bag of Beans (any other variety)
- G7 1 small 8 oz ziploc bag containing treats for birds, using grains/corn etc.
- G8 Longest Cob - Any Variety
- G9 Field Corn - 3 ears (name not to be visible until after judging)
- G10 Soya Beans - 3 stalks with roots
- G11 One mature sunflower head
- G12 Largest sunflower head
- G13 Decorate a pie pumpkin with vegetables to resemble a face
- G14 Tallest corn stalk
- G15 Tallest sunflower
- G16 Sheaf of corn - 5 stalks, husks, pulled half way back on cob
- G17 Hay - 1st cut (20 cm slab in garbage bag)
- G18 Hay 2nd cut (20 cm slab in garbage bag)
- G19 Haylage (½ bushel)
- G20 Traditional Scarecrow . **Must be 39 cm or taller and free standing.**

B-W Feed & Seed Special, \$12.50 for the most points in sections G1-G7

HDC Mitchell- Pioneer Dealer,

\$10.00 for the most points in sections G8-G10



W.G. Thompson & Sons Ltd.

\$25.00 for the most points in sections G11-G14

HDC Mitchell – pioneer Dealer

\$12.50 for the most points in sections G15-G20




Livestock

Convenor, Elaine Standeaven – 519-229-8882

Open to any future Perth County 4-H Member. No 4-H Calves and must be 6 months of age or under by date of the Fair. Sept 26/15 Prize Money: 1st-\$4.00, 2nd-\$3.50, 3rd-\$3.00. All others \$2.50


- L1** Dairy Calf Showmanship - 3 yr or more showing
- L2** Dairy Calf Showmanship - 1st or 2nd year showing
- L3** Grand & Reserve Champion Dairy Showperson - Rosettes Only
- L4** Calf, Female, Dairy Type under 3 months
- L5** Calf, Female, Dairy Type over 3 months
- L6** Grand & Reserve Champion Calf - Rosettes Only






Fruits should be uniform in size and free from blemishes and displayed on paper plates.

- F1** Apples – any variety – 3
- F2** Grapes – any variety named – 1 bunch
- F3** Melon – any variety – muskmelon or cantaloupe – 1
- F4** Pears – any variety – 3
- F5** Watermelon – 1
- F6** Arrangement of Fruit in container – fruit may be purchased for this arrangement





VEGETABLES

Convenor, Grace Rothwell – 271-3655

Vegetables should be uniform in size and free from blemishes and displayed on paper plates.

- V1** Beans – green -3
- V2** Beets – globe -12cm -3
- V3** Beets – cylindrical -3
- V4** Brussel Sprouts -3
- V5** Cabbage – any variety -1
- V6** Carrots –under - 12 cm -3
- V7** Carrots – long – over 12 cm -3
- V8** Corn – sweet –3 cobs
- V9** Cucumber – suitable for slicing -1
- V10** Garlic –3 bulbs
- V11** Kohlrabi - 1
- V12** Onions – for winter storage - 3
- V13** Onions –red -3
- V14** Parsnips -3
- V15** Peppers – red, green or yellow -3
- V16** Potatoes – red-3
- V17** Potatoes – white -3
- V18** Potato with most eyes -1
- V19** Pumpkin – pie -1
- V20** Pumpkin – field or large squash (largest by circumference) -1
- V21** Squash – pepper -1
- V22** Squash – any other variety named-1
- V23** Swiss Chard – any variety – 3 leaves in water
- V24** Tomatoes – cherry with stem -3
- V25** Tomatoes – green with stem -3
- V26** Tomatoes – red with stem -3
- V27** Zucchini – suitable for slicing - 1
- V28** Zucchini – longest - 1
- V29** Best vegetable in garden not already listed –1

VEGETABLES

Materials may be purchased for this section



Jr. Kindergarten and Sr. Kindergarten

V30 Mr. and Mrs. Vegetable

Grades 1 to 3

V31 Happy Face on a plate (size of a dinner plate) using anything from the garden

Grades 4 to 6

V32 Horn of Plenty

Grades 7 & 8

V33 Centre Piece for Family Dinner using Fruit, Flowers & Vegetables


Stratford Homecraft Division Special – 1st - \$6.00, 2nd - \$4, 3rd - \$2.50

SV1 Jr. Kindergarten – Grade 4 A collection of at least 5 different gourds in a suitable container

SV2 Grade 5 – Grade 8 - A Collection of at least 5 different gourds in a suitable container

Canadian Tire Special – A bike helmet awarded to **girl** with most points in sections V1 to V29

Canadian Tire Special – A bike helmet awarded to **boy** with most points in sections V1 to V29



Cooking

Convenor, Joanne Innes 519-393-6340 or email westerndirector@quadro.net

All items must be covered with a see-through plastic wrap and made by the child. Use only toothpicks with food items. **Please remember all items to be securely covered in plastic!!!**

Jr. Kindergarten & Sr. Kindergarten

C01: Decorate one cupcake to look like a clown

C02: Prepare a healthy mid morning snack

Grades 1 -2

C03: Decorate one cupcake to look like a clown

C04: Prepare a healthy mid-morning snack

Grades 3-4

C05: Decorate one cupcake to look like a clown

C06: Prepare a healthy mid-morning snack

Grades 5-6

C07: Decorate one cupcake to look like a clown

C08: Prepare a healthy mid-morning snack

Grades 7-8

C09: Decorate one cupcake to look like a clown

C010: Prepare a healthy mid-morning snack



Pam Riehl Special - 1st - \$10.00 , 2nd - \$7.00, 3rd - \$5.00

SC09 Your Favourite Chocolate Chip Cookie - 3 on a plate (3 inch. max)

Open to youth up to age 15 years (as of December 31 of current year) Judging based on appearance, taste, texture and recipe creativity.

The winner will be eligible to enter at the District 8 competition.

District level: The winning participant will be asked to enter the District competition in November. The entry will be 8 cookies displayed on a firm disposable plate. **Plain Chocolate Chip** Cookie with no nuts size no larger than 3 inches (6.75 cm) and no smaller than 2 inches (5 cm). **Prize Money** to be paid by District 8.

JUDGING CRITERIA: Presentation (cookies and plate) - 25 points; General Appearance - 15 points
Internal Appearance - 15 points; Flavour - 45 points.

Robin Hood Flour Best Lunch Box Snack Contest - 1st - \$10.00

2nd - \$2.50, 3rd - \$2.00 4th - \$1.75, 5th - \$1.25 sponsored by the Homecraft Division

SC10 Best homemade squares or bars, 5 on a plate

Open to junior division, 12 years and younger. Judging will be based on appearance, taste, texture, and recipe creativity.

COMMUNICATIONS

Convenor – Elaine Standeven – 519-229-8882

Convenor \$25.00 donated by Joan Brickman to the student with the most points in the Communications Section

PENMANSHIP (spelling to count)

Jr. Kindergarten & Sr. Kindergarten

P1- Print in pencil –

A CLOWN

A clown is what
I'd like to be.
Then everyone
Would laugh at me.

Grade 1

P2 –Print in Pencil –

A CLOWN

I am a little clown.
I am short and fat.
Here is my tummy.
Here is my hat.
I can do a trick
As you will see
Just turn around
And look at me.

Grade 2

P3 – Print in Pencil –

WIGGLES THE CLOWN

I wear a funny little hat.
I have a funny nose.
Sometimes I am thin.
Sometimes I am fat.
My shoes have floppy toes.
I wiggle all about.
I juggle up and down.
I make children laugh and shout.
It's fun to be a clown.

Grade 3

P4 Print in Pencil –

CIRCUS SONG

I am walking through the circus
Happy as can be.
I am walking through the circus
Just to see what I can see.
I can see the clown laughing.
I can see the elephant, too.
I can see the lion sleeping.
Look out! He sees you.



Grade 4

P5 Write in Pencil –

THE OLD BIG TOP

Take me out to the circus
Take me out to the show
Buy me some peanuts and crackerjacks
I don't care if I ever get back
Cause it's clap, clap, clap for the jugglers
And laugh, laugh, laugh for the clowns
For it's one, two, three rings of fun
at the old big top.

Grade 5 and 6

P6 Write in Pen –

A CLOWN'S BLESSING

May your noses be red and shiny,
And your smile always bright.
May your cheeks be nice and rosy,
Your eyes sparkle in the light.
May your shoes be always too big,
Your costume be perma – pressed,
Your heart overflow with laughter,
Every time your clown is dressed.
May face paint be at the ready,
And your balloons be "easy-blow".
May children run to greet you,
Wherever you may go.



Grades 7&8

P7 Write in Pen –

BAG OF TOOLS

Isn't it strange how princes and kings,
And clowns that caper in sawdust rings,
And common people, like you and me,
Are builders of Eternity?

To each is given a bag of tools,
An hour glass and a set of rules.
And each must build e'er his life is flown
A stumbling block, or a stepping stone.

P8 DR MARK STRAUS – STRATFORD DENTAL SPECIAL
Art, is another way to communicate, Enter a piece of art of your choice completed during this school year.
 Prize Money 1st \$10.00, 2nd \$8.00, 3rd \$6.00, 4th \$4.00, 5th \$2.

CREATIVE WRITING -You may use the computer.

Jr. Kindergarten – Grade 3


CW 1 A Poem Entitled , - **"A CLOWN"**

CW2 A Story Entitled, - **" I Am A Clown"**

Grades 4-6

CW3 An Acrostic poem using the word **"CLOWNS"**

C
L
O
W
N
S



CW4 An original story entitled **"CLOWNS"**

Grades 7& 8

CW5 An Original Poem entitled **"I WISH I WERE A CLOWN"**

CW6 An original Story entitled **"BOZO, THE CLOWN"**

CWS7 – FAMILY AND COMPANY SPECIAL
 Prize Money: 1st 15 Coins 2nd \$10 Coins 3rd \$5Coins 4th \$5 Coins 5th \$5 Coins
 On a 21.5 x 28 cam Page Draw: IF I WERE A CLOWN, I WOULD LOOK LIKE THIS and write:
IF I WERE A CLOWN, I WOULD...

<i>Illustration</i>
<i>Story</i>



BROCKSDEN COUNTRY SCHOOL MUSEUM

Easthope Historical Group

Open to all student, The topic is " MY VISIT TO A ONE ROOM SCHOOLHOUSE" Life in the early 1900's. Recall your visit to the Brocksden Museum or use your imagination. It must be one page in size, include creative writing and be suitably illustrated. No Photos please. Can be hand written or typed on computer. Maximum 200 words.

Prize Money: 1st \$6.00 2nd \$5.00 3rd \$3.00 4th \$2.00 5th \$1.00

BMS1 Jr Kindergarten – Grade 4

BMS2 Grades 5-8

CREATIVE COMPUTER

Enter a page about 21.5 x 28 cm in black and white or colour entitled
" A HAPPY CLOWN" or "HAPPY CLOWNS"

CC 1 Grades 1-3

CC 2 Grades 4-6

CC 3 Grades 7&8

BLACK CREEK TECHNOLOGIES SPECIAL

Prize Money: 1st \$75.00 2nd \$50.00 3rd \$25.00 Gift Certificates

CCS1 With a Computer create a poster (21.5 x 28 cm) in black and white or colour entitled "CLOWNING AROUND"

A clown might be walking on stilts, standing on his head, juggling or????



SPECIAL EDUCATION Self-Contained Classes **School Fair Section**

\$25.00 donated by **Lorraine Bohan** in memory of her son **Philip Bohan** to the **Special Education School** with the most entries.

Environment Friendly Projects

SE1 Create a sculpture using recyclable materials

SE2 Make a picture out of seeds, dried corn, Beans etc.

SE3 Biggest leaf on mounted paper



Fine Arts, Crafts and Hobbies

SE4 Find, decorate & name a pet rock

SE5 Create a bouquet of flowers made of recycled materials in a container

SE6 Create a collage using pictures of vegetables

SE7 Make a handmade card for any occasion.

Photography

SE8 One 4 x 6 photo of your favourite food

SE9 One 4 x 6 photo of your pet

SE10 One 4 x 6 photo of a maple tree



Cooking

SE11 Decorate an apple

SE12 Decorate a cookie with a happy face

Creative Writing

SE13 Write five sentences about what you like to do at the fair, using a pencil or any type of assistive technology such as Writing With Symbols or Clicker 5.

SE14 Write a short story about you, using a pencil or any type of assistive technology such as Writing With Symbols or Clicker 5.

*****REMINDER: ENTRY FORMS CAN BE PICKED UP AT THE STRATFORD AGRIPLEX OFFICE/FAIRGROUNDS**



Farm Safety Youth Competition!!

Brought to you by the Perth County Farm Safety Association & the Stratford Agricultural Society



Contact Person: Marlene Ballantyne 271-4873

Committee: Beth Forrest – 595-4031 and Jamie Beaumont 348-8966

Prize money will be provided by the **Perth County Farm Safety Association.**

1st prize - \$5.00

2nd prize - \$3.50

3rd prize - \$2.50

School work should be turned in on **Wednesday, September 23, 2015**

between **1:00 p.m. – 8:00 p.m.** in the

Community Hall at the **Stratford Rotary Complex** and will be judged on

Thursday September 14, 2015. Stratford Fair will make every effort to display all entries; however, if display area is limited, only prize-winning entries will be displayed. **Entries must remain until Sunday, Sept. 27nd by**

4:00 p.m. Entries that do not get picked up by Sunday, September 27, 2015 by 4:00 p.m. will be

discarded. Pictures of the Dog, Cat and Horse can be downloaded from the Stratford & District Agricultural Society web site: www.stratfordfairgrounds.com

Class FS: Farm Safety Name & Address of Child and of school must appear on entry tag.

Class FSJK (Junior Kindergarten):

Colour the picture of the cat provided, labeled Class FSJK. Trace the word cat at the top of the page.

Class FSSK (Senior Kindergarten):

Colour the picture of the dog provided, labeled Class FSSK. Print the word 'dog' on the line at the top of the page.

Class FS1 (Gr. 1) Animal Safety:

Connect the dots and colour the animal on the page labeled Class FS1. Print the following message at the bottom of the picture: "Be careful around horses or other animals on the farm and at the fair."

Class FS2 (Gr. 2) Bicycle Safety:

Using a blank 8 1/2" X 11" sheet of paper, draw and colour a picture of a person bicycling safely. Label 4 things on the picture that a cyclist and/ or their bicycle have to have to be legal in Ontario. Below the picture, list 2 safety tips to remember while riding your bicycle.

Class FS3 (Gr. 3) Sun Safety:

Create, using more than one medium, a three dimensional picture of a person working or playing safely on a sunny day. Include a sentence on the picture about sun safety rules. The picture must be no more than 1cm thick. Project to be completed on 8 1/2" X 11" paper.

Class FS4 (Gr. 4) Fire Safety:

On a blank 8 1/2" X 11" sheet of paper, draw a fire escape plan for your home. Show the location of fire extinguishers and smoke alarms.

Class FS5 (Gr. 5) Lawn Mower/ATV Safety:

Make a poster about lawn mower OR All Terrain Vehicle (ATV) safety. Include a sentence on the poster to explain the poster.


Class FS6 (Gr. 6) Safety:

On an 8 1/2" X 11" lined piece of paper, write a poem about safety (any aspect). Poem to be printed and should be 16 to 24 lines long.

Class FS7 (students with special needs):

Using a blank 8 1/2" X 11" sheet of paper, make a picture of any safety topic. (a child can enter this category even if he or she is in a regular classroom).

HELP READY ROOSTER ...



BUCKLE UP THE SEATBELT.

It's not "chicken" to wear a seatbelt. It's the smart thing to do.

Find the letters S E A T B E L T hidden in this picture and color them green. Then color the rest of the picture any way you want.

STRATFORD SCHOOL FAIR ENTRY FORM 2015

PLEASE PRINT CLEARLY

Student Name:	First	Last
Grade	School	Teacher
Phone Number *mandatory for home School Entrants		
Address: * mandatory for Home School Entrants		

Send Entries To: Stratford Fair 353 McCarthy Rd, Stratford ON N5A 7S7 OR

Drop off at: 353 McCarthy Rd Agriplex Building 2nd Floor

Please be sure to mark category/section entered & the class ID number. Keep ALL category/section entries together

CATEGORY	CLASS ID NUMBER	WON	AMOUNT	CATEGORY	CLASS ID NUMBER	WON	AMOUNT

CATEGORY TOTALS

FAIR POSTER		FRUITS	
ROTARY		VEGETABLES	
ENVIRONMENT FRIENDLY		COOKING	
STIFFIES & COLLECTIBLES		PENMANSHIP	
PHOTOGRAPHY		CREATIVE WRITING	
FLOWERS		BROCKSDEN MUSEUM WRITING	
GRAINS		CREATIVE COMPUTER	
LIVESTOCK		SPECIAL EDUCATION	